

Planning *for the Future*

Consider how you might become involved beyond annual membership such as planned giving, memorials, gifts of art, and volunteering.

GROW WITH US

A Leader *in the Arts*

Bone Creek has a commitment to continue providing high-quality fine art experiences that are unique among museums. Bone Creek leadership has a passion for instilling in youth a love and appreciation for agriculture and the rural way of life. Your membership provides critical funds to continue our work to bring beauty and community engagement to Butler County.



Learn more about the Capital Campaign
at campaign.bonecreek.org.

BECOME A MEMBER TODAY

Join the nation's only exclusively agrarian art museum and Dale Nichols research center to support our mission of connecting people to the land through art!



HOURS *of* OPERATION

Wed, Fri, Sat: 10am-4pm

Thursday: 10am-6pm

Sunday: 1pm-4pm

Appointments and tours available by request

402.367.4488

artinfo@bonecreek.org



575 E Street
David City, NE 68632

bonecreek.org

BONE CREEK MUSEUM OF AGRARIAN ART



MEMBERSHIP






































































THE NATION'S
ONLY EXCLUSIVELY
AGRARIAN ART MUSEUM



A Small Gem
with a Big Mission

CONNECTING
PEOPLE TO THE LAND THROUGH ART

While daily admission is free, there are great benefits to your tax-deductible gift enabling us to achieve our mission. If you are a current or past member, please consider increasing your membership level.

	 GARDENER	 SOWER	 HARVESTER	 SODBUSTER	 HOMESTEADER	 PIONEER	 SUSTAINING BENEFACTOR	 GRAND BENEFACTOR
LEVELS & BENEFITS	\$25	\$50	\$100	\$250	\$500	\$1,000	\$5,000	\$10,000+
Personalized membership card								
One-year subscription to newsletter								
Invitations to museum exhibitions and events								
Reciprocal benefits at 100s of NARM museums nationwide								
10% off Bone Creek merchandise								
15% off Bone Creek merchandise								
Donor recognition in the main gallery								
Donor recognition at bonecreek.org								
One-time evening use of museum								
2 tickets to Member-only events								
4 tickets to Member-only events								
Logo and prominent recognition in the main gallery								
25% off one-time art purchase								
Option to be listed in publicity								



EXHIBITIONS



Agrarian Art is
Art of the Land

AREAS OF FOCUS

- ▶ Regionalists like Dale Nichols
- ▶ Local Artists
- ▶ Museum Collaboration

EDUCATIONAL PROGRAMS

Educational programs are a critical way that we engage and foster art appreciation with the youth in our community. Partnerships with local schools, 4-H clubs, scout groups, art clubs, the local library and the Butler County Arts Council serve hundreds of students and patrons each year.



CONNECTING YOUTH

EVENTS



- ▶ Receptions
- ▶ Art Talks
- ▶ Concerts
and more

COMMUNITY